
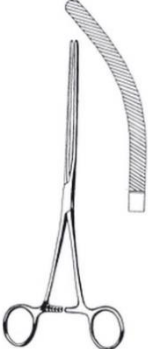




## Equipment Table for Intestinal Surgery

Equipment	Use
<p data-bbox="203 323 544 352"><b>Scalpel blade and handle</b></p> 	<ul data-bbox="971 338 1300 422" style="list-style-type: none"><li>● No.3 and No.4 handle</li><li>● 20 – 23 size blades</li></ul>
<p data-bbox="203 617 397 646"><b>Doyen clamps</b></p> 	<ul data-bbox="971 621 1382 695" style="list-style-type: none"><li>● To grasp and clamp intestine</li><li>● Atraumatic</li></ul>
<p data-bbox="203 1020 560 1050"><b>Mayo hegar needle holder</b></p> 	<ul data-bbox="971 1024 1333 1098" style="list-style-type: none"><li>● To hold and drive curved needles during surgeries</li></ul>
<p data-bbox="203 1325 495 1354"><b>Metzenbaum scissors</b></p> 	<ul data-bbox="971 1329 1333 1402" style="list-style-type: none"><li>● Used for cutting delicate tissues and structures</li></ul>

### Surgical drapes



- To provide physical barrier to protect surgical field from contamination

### Pro-fix rectal rings



- To repair rectal prolapses in calves, sheep and goats
- To use, insert the tube into the prolapse and tie off the prolapse using an elastrator band or umbilical tape
- The prolapsed section should slough off after 5 days

### Elastrator bands



- Used for rectal prolapse surgeries

### Towel clamps



- To hold surgical drapes in place and prevent movement

### Laparotomy sponges



- An absorbent pad used during surgical procedures