






TOOLS USED FOR BANDING

Name	Photo of Instrument	How it's Used	Video
Elastrator		<ul style="list-style-type: none"> • Thick rubber band placed around pegs • Squeeze handle to stretch rubber band around the scrotum above the testicle • Rubber band restricts blood flow and left in place until testicle falls off 	https://www.youtube.com/watch?v=EM38hvJOXF4
Callicrate Large Bander (Adult Animals)		<ul style="list-style-type: none"> • Place loop in the bander and apply loop above the testicles • Tool has a ratchet to adjust tension over testicles 	https://www.youtube.com/watch?v=4iba69lnzNQ
Callicrate Wee Bander (New born Animals)		<ul style="list-style-type: none"> • Load the Callicrate "WEE" loop by loading it in the metal hook • Use the loop stretcher to open the loop, placing them over the pegs • Place loop above the testicles, release and use the handle to tighten loop over testicles 	https://www.youtube.com/watch?v=jloBVSleZWQ&t=71s https://www.youtube.com/watch?v=znkWGjb2EGA&t=74s

<p>XL Bloodless Band Castrator (Larger animals and calves 350lbs +)</p>	 <p>The image shows a large metal castrator with two long handles, one of which is red. The tool has a complex mechanism with a curved metal band at the end, designed to hold a latex ring in place during the procedure.</p>	<ul style="list-style-type: none"> • Load latex ring/band into the tool • Place band over the scrotum • Scrotum falls off in approximately 20-40 days 	<p>https://www.youtube.com/watch?v=GbTB_kbdL4s</p>
<p>California Bander (all ages and breeds of animals)</p>	<p>Has foam coating on handle and uses stretchy surgical tubing</p>  <p>The image shows a smaller castrator with a black foam-coated handle and a curved metal frame. A yellow stretchy surgical tubing is attached to the end of the tool, used to secure a latex band around the scrotum.</p>	<ul style="list-style-type: none"> • The 6" natural latex bands w/ aluminium t-clip fits into slot on tool • Stretch band around scrotal sac, lock into clip and remove tool • Leave band on for approx. 20-30 days. Tissues dry out and fall off 	<p>https://www.youtube.com/watch?v=a3U-38zel4w</p>