


Mammary Sx Equipment



Teat Tumour (Mass) Extractor

1. Cornell Teat Curette

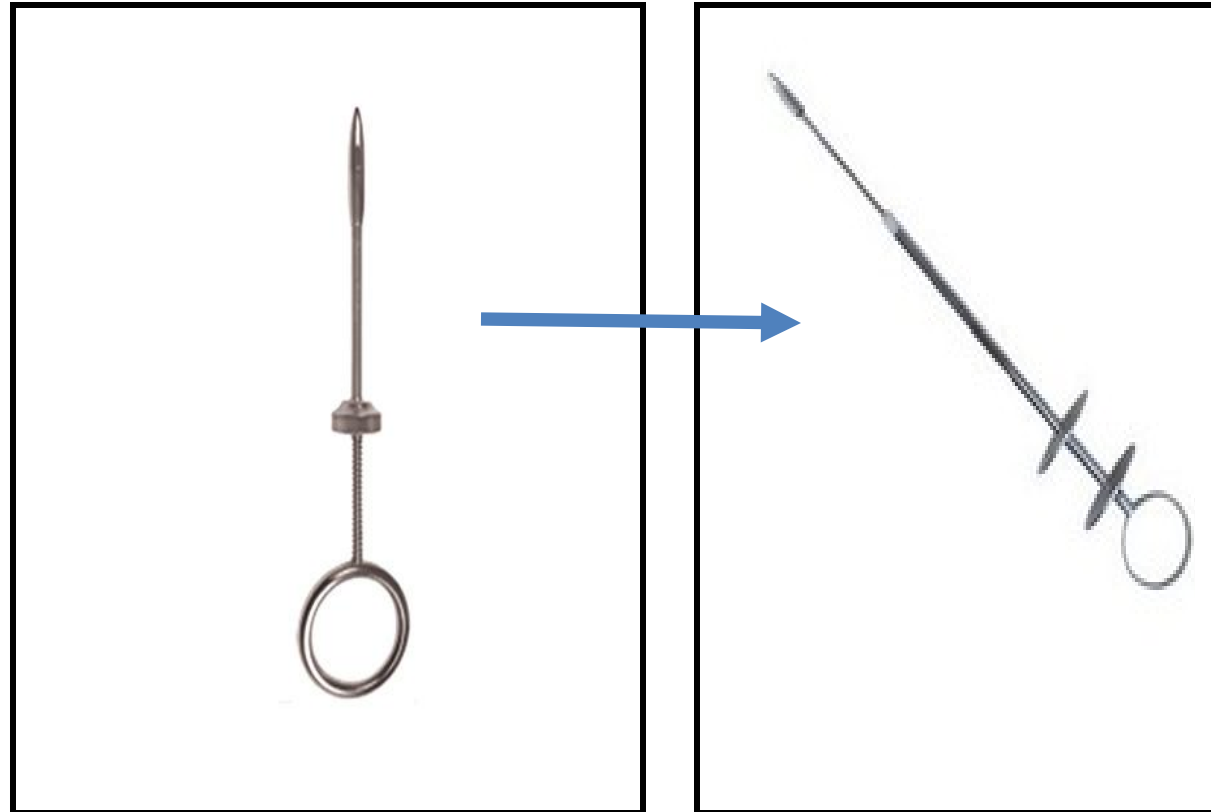


Used to remove mass/ tumour from inside the teat, specifically the teat cistern

Disadvantage:

- Not able to see what is being done inside the teat cistern

2. Hugs Tumour Extractors



Used for obstruction in the teat cistern

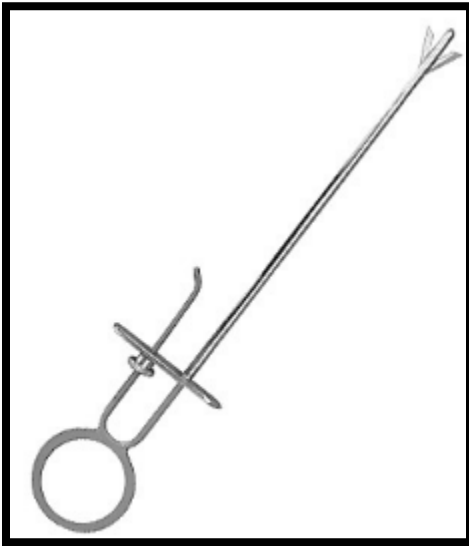
Has a ring for your finger, so that you can move in and out in the teat.

Mammary Sx Equipment

Teat Knives

✓ (Manages teat obstruction)

1. Teat Bistoury



Used for opening teat orifices that are small

The slitter is introduced into the teat cistern in a closed position, then opened so that the blade protrudes and then withdrawn to slit the stenosed sphincter.


2. Litchy Teat Knife



Used when there is a stricture, to open teat orifice w/o cutting the sphincter

3. Hugs Teat Knife

Also used when there is stricture of teat orifice



Mammary Sx Equipment

Teat Cannula

Teat cannula is used to relieve pressure in the gland when the teat canal is obstructed. These can be metal or plastic (which are designed to be self-retaining).

