



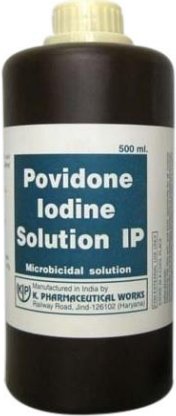



Name of Instrument/Material	Purpose	Picture
<p>Basic surgical pack inclusive of:            Scalpel handle with blades</p> <ul style="list-style-type: none"> <li>▪ Haemostats</li> <li>▪ Tissue forceps</li> <li>▪ Metzenbaum scissors</li> <li>▪ Adson Brown forceps</li> <li>▪ Needle driver</li> </ul>	<p>Needed to do basic surgical procedures such as incisions, ligations, suturing etc.</p>	 <p>The image displays various surgical instruments arranged in three rows. Each instrument is accompanied by a small label indicating its name and quantity. The instruments shown are:</p> <ul style="list-style-type: none"> <li>1 Olsen-Hager Needle Holder 14cm</li> <li>1 Mayo Scissors 17cm TC</li> <li>1 Metzenbaum Scissors 18cm TC</li> <li>1 Sinek Hook</li> <li>4 Towel Clamps 13cm</li> <li>3 Mosquito Hemostats 14cm Curved</li> <li>2 Kelly Hemostats 14cm Straight</li> <li>4 Rochester Carmelle 16cm</li> <li>1 Adson Brown Forceps 7x7 12cm</li> <li>Scalpel Handle #2</li> <li>Adson Forceps 16cm</li> </ul>

<p>Doyen Intestinal clamps</p>	<p>For gentle clamping of viable intestinal tissue to prevent leakage of contents when the intestine is excised</p>	
<p>Suture material:</p> <ul style="list-style-type: none"> <li>➔ 3-0 or 4-0 absorbable monofilament and 0 or 1 absorbable monofilament eg PDS</li> <li>➔ 0 or 1 non-absorbable monofilament eg Nylon or Vetafil</li> </ul>	<ul style="list-style-type: none"> <li>➔ For ligation of blood vessels and For suturing the intestines, muscle and subcutaneous layers</li> <li>➔ For suturing the skin for closure of the incision</li> </ul>	

<p>Sterile gauze</p>	<p>For soaking up blood</p>	 A white box of sterile gauze pads with blue accents. The box is labeled 'Sterile Gauze Pads' and '100 PADS'. Next to the box are several individual white gauze pads, some still in their packaging.
<p>Laparotomy sponges</p>	<p>For gentle handling of intestines during surgery</p>	 A stack of white, rectangular laparotomy sponges. Some are tied with blue ribbons, while others are loose. They are shown next to their packaging.
<p>Clippers</p>	<p>For shaving the hair around the surgical site</p>	 A black and blue electric hair clipper, standing upright on its base. The brand name 'Gillette' is visible on the base.

<p>Clorhexidine</p>	<p>For scrubbing of the surgical site</p>	
<p>Povidone-Iodine</p>	<p>For preparation of the surgical site</p>	
<p>Sterile surgical drapes</p>	<p>For draping the surgical site in order to prevent contamination of the abdominal cavity.</p>	

Sterile mask, gown, gloves and cap for the surgeon

To promote aseptic conditions during the procedure and to reduce contamination

