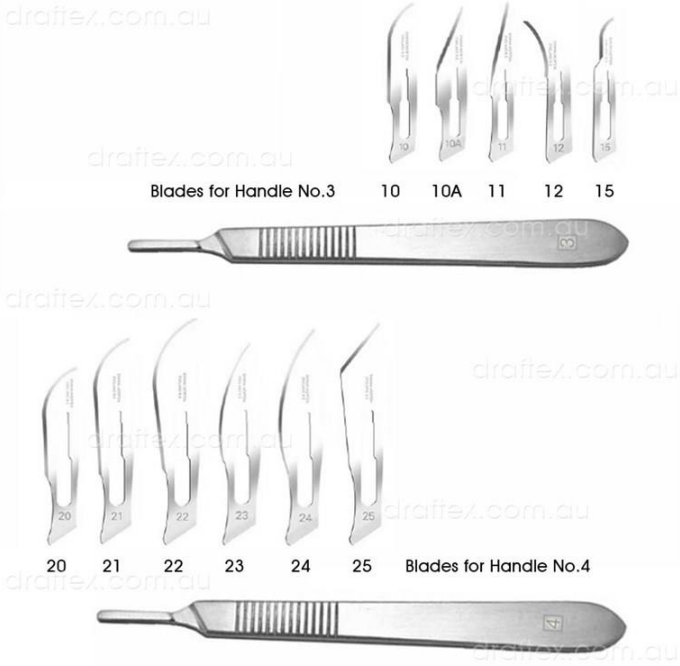



Table showing instruments and materials needed for an enterotomy

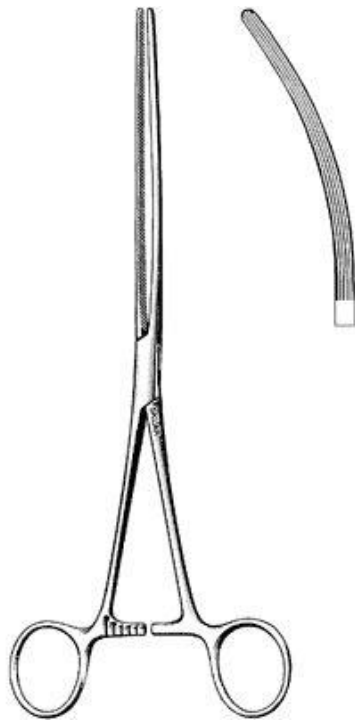
Instrument / Material	Purpose
<p data-bbox="204 409 528 443">Scalpel blade and handle</p>  <p data-bbox="376 685 564 707">Blades for Handle No.3</p> <p data-bbox="608 685 842 707">10 10A 11 12 15</p> <p data-bbox="635 1059 823 1081">Blades for Handle No.4</p> <p data-bbox="323 1059 512 1081">20 21 22 23 24 25</p>	<p data-bbox="959 409 1267 443">Making initial incisions</p>
<p data-bbox="204 1238 485 1272">Metzenbaum scissors</p> 	<p data-bbox="959 1238 1214 1272">Extending incisions</p>

Debaquey tissue forceps



Atraumatic grasping of intestinal tissue

Doyen clamps




Atraumatic clamping of intestinal tissue

Laparotomy sponges



For protecting intestinal tissue from dehydration without causing abrasions

Suture material



Closure of incised tissue

Needle holder



Manipulation of needle with suture material