Body condition scoring flow chart (Penn State University method)

Hook-Pin Angle

V — **U**

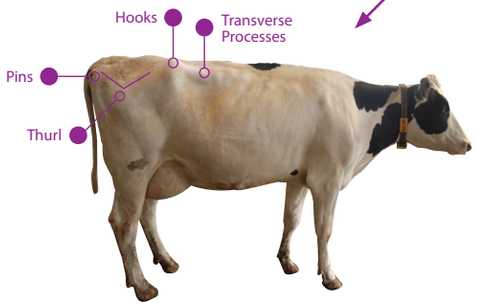

≤3

From rear, hook bones

- Rounded → 3
- Angular → **Visually, pin bones**
  - Padded → 2.75
  - Not padded → **By palpation, pins have**
    - Fat pad → 2.5
    - No fat pad → **Transverse processes visible**
      - ½ distance to spine → 2.25
      - ¾ distance to spine → **Saw tooth spine**
        - Yes → <2 → Too Thin!
        - No → 2

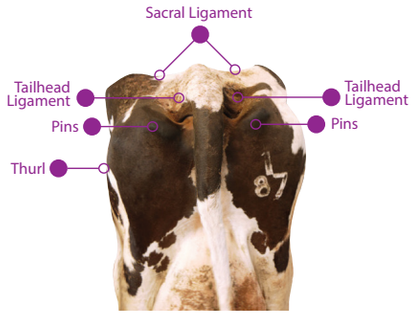

>3

From rear, sacral and tailhead ligaments

- Both easily seen → 3.25
- Part covered → **Sacral ligament visible. Tailhead ligament**
  - Completely fat covered *(not visible)* → **Sacral ligament**
    - barely visible still → 3.75
    - not visible → >4 → Too fat!
  - Partly covered in fat *(barely visible)* → 3.5

All bony prominences rounded and fat deposits evident. Tailhead buried in fat → 5

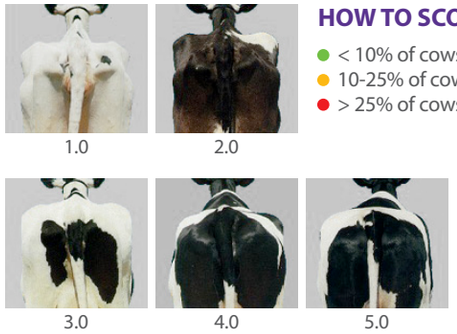

HOW TO SCORE

- < 10% of cows are ≥ 3.5
- 10-25% of cows are ≥ 3.5
- > 25% of cows are ≥ 3.5

n n = BCS

1 unit BCS = 10% BW (approx)
Different breeds require different targets.
Always best to score from rear and right hand side

THE VITAL 90 DAYS

For Further Information please contact: Elanco Animal Health, Lilly House, Priestley Road, Basingstoke, Hampshire, RG24 9NL United Kingdom. Telephone: +44 1256 353131
Elanco, V90 and the diagonal bar are trademarks owned or licensed by Elanco or its affiliates. © 2018 Elanco or its affiliates. UKDRYRUH00037(1)