





DairyNZ Lameness Scoring

Score	Walking speed	Stride	Weight bearing	Backline	Head
0 Walks evenly	Confident. Similar walking speed to a person. Maintains position in the herd.	Long, even and regular. Rear foot placement matches front foot placement.	Evenly placed and weight bearing when standing and walking.	Straight (level) at all times.	Held in line or slightly below the backline and steady when walking.
No action required					
No action required – this cow is normal.					

Score	Walking speed	Stride	Weight bearing	Backline	Head
1 Walks unevenly	Not normally affected, should easily maintain position in the herd.	May have uneven stride and/or rhythm. Rear foot placement may miss front foot placement.	May stand or walk unevenly but difficult to identify which leg/s are affected.	Straight when standing, may be mildly arched when walking.	May have slight bob and or may be held lower than normal.
Minor action required					
Record and keep an eye on her – some cows normally walk unevenly.					

Score	Walking speed	Stride	Weight bearing	Backline	Head
2 Lame	May be slower than normal; may stop, especially when turning a corner.	Shortened strides rear foot placement falls short of front foot placement.	Uneven – lame leg can be identified.	Often arched when standing and walking.	Bobs up and down when walking.
Action required					
This cow is lame and needs to be reported, drafted and examined within 48hours					

Score	Walking speed	Stride	Weight bearing	Backline	Head
3 Very lame	Very slow, stops often and will lie down in paddock. Cannot keep up with the healthy herd.	Shortened and very uneven. Non lame leg will swing through quickly.	Lame leg easy to identify - 'limping'; may barely stand on lame leg/s.	Arched when standing and walking.	Large head movements up and down when walking.
Urgent action required					
This cows is very lame and needs urgent attention. Draft and examine as soon as possible.					